

Supply List

I tried to find the most inexpensive supplies for learning I could find on line. For some you may have local options available to you. For example, in RI there are Job Lots that have great pricing on art supplies. Art and Crafts stores I find to be expensive unless you catch a sale. I prefer more professional art supply stores like Jerry's Artarama or Dick Blick. My preference of the two is Jerry's. I feel their prices are the best but that will be a personal decision.

I don't want you to get too emotionally tied to your learning stage paintings because of the money you spent on the supplies. If you are resourceful and handy you can really keep your costs down but if not I have listed options.

For learning, hardboard panels are the best.
You want a smooth surface.

Canvas Boards are the easiest to find and very inexpensive.
So Start with them if you need to.

For size 9x12 being the best.
Here are some of what I prefer and recommend.
Panels

Dick Blick or Jerry's



Ampersand Gessobord

★★★★★ 4.8 | 674 Reviews | Write A Review | Ask Question

\$6.14 - \$462.82 **SAVE 13-37% off List!**

Made with Ampersand's own True Artist Hardbord substrate, Gessobord is perfect for all studio and plein air painting applications. Its fine tooth finish is delicate enough for glazing, fluid brush strokes, and tight detail, yet tough enough to hold up to the most rigorous palette knife painting, col...

[+ READ MORE](#)



Hardboard Panels

9" x 12" 1/8"

14945-1023

Palette Knives



Stainless Steel Painting Knife 2-3/4 In
Style 30T (2-3/4" Blade)



Stainless Steel Painting Knife
Style 29T (2-1/8" Blade)

Paints

Honestly, I prefer you use oils, Oil paints in tubes use natural non toxic oils to bind them in all brands.

Walnut oil can be used to thin your paint and clean your brushes. This avoids toxic turpentines and other mediums that use toxic ingredients. My brands of choice are **Winsor Newton, Grumbacher** and I try others to match colors I'm looking for. These can be found at Jerry's and other art supply stores. Winton Newton a student grade paint can be found at Michaels. However, I have found certain colors don't match certain colors I recommend.

For those that would like a more robust brush cleaner Chelsea Brush cleaner is something I've been using.

I also use it in a gel like Resingel by Permalba or Gamblin has gels I will add a little in that for a medium to loosen my paint. The walnut oil is another non toxic option.



<https://www.jerrysartarama.com/chelsea-classical-studio-citrus-essence-brush-cleaner>



If you feel you need to use Acrylic I recommend an extender. I prefer Golden and Liquitex brands. In some cases, better quality materials makes learning easier. Tools are important to the outcome. So there is a balance you will have to weigh out.



To Draw out your composition, I just use **yellow ochre** in the paint I'm using. You can also use a pencil like below in a neutral color.

FABER-CASTELL
since 1761
Polychromos Pencils



You could choose to use Pastels to learn this method. This is my second choice to Oils.

I have used this brand and some others. I can't say I have noticed a difference in brands. I don't use pastels often enough to say though. I have done commissioned work and have been very happy with the results



Extra Soft Pastel Cardboard Box Set
(Set of 30)

Assorted
Colors

Color List

When it comes to colors, The more you have the better. You want to have as many choices available to you that won't require mixing colors for the early stages. I understand if that has to be kept at a minimum. We will do our best with what we have. I will put together an essential list and a preferred list. For ease of following along the brand of paints I use are **Winsor Newton** brand. Permalba for white or titanium in another brand.

Below is a full Preferred list but it's a lot so I have also added an essential list.

Preferred

Permalba White in oils which is bound with Safflower oil and refined linseed oil or

Titanium White for non toxic or other mediums

Cadmium yellow light

Lemon yellow

Cadmium yellow


Cadmium yellow medium
Cadmium Yellow Deep
Yellow Ochre Pale in Winsor Newton

Cadmium Orange

Cadmium Red light
Scarlet Red
Cadmium red
Cadmium Red Deep

Permenant Rose

Cadmium Violet I prefer Permalba brand but I've used this other brand shown on the right. Something close to these colors of violet. It's sort of in the middle of warm and cool but definitely not too red.



This violet I found to be comparable to the permalba violet I used to use but it's difficult to get now.

Winsor Violet Dioxazine
Magenta
Alizarin Crimson

Cobalt Blue
French Ultramarine Blue
Manganese Blue
Cerulean Blue

Permanent Green Light (Gamblin Brand)
Permanent Green
Viridian

Raw Sienna

Essential List

Permalba White in oils which is bound with Safflower oil and refined linseed oil or
Titanium White for non toxic or other mediums

Cadmium yellow light
Cadmium yellow
Cadmium Yellow Deep

Yellow Ochre Pale Winsor Newton

Cadmium Orange

Cadmium Red
Cadmium Red Deep

Permanent Rose

Cadmium Violet I prefer Permalba brand but I've used this other brand shown on the right. Something close to these colors of violet. It's sort of in the middle of warm and cool but definitely not too red.



Winsor



Violet

Dioxazine

Alizarin Crimson

Cobalt Blue

French Ultramarine Blue

Manganese Blue

Permanent Green Light (Gamblin Brand)

Viridian

Brushes:

You don't want to go too cheap on your brushes but you don't need the best either. You are going to have to try brushed out to see what feels right for you.

I personally like long handled, long haired brushes with a restful bounce. So not too Soft and not too stiff.

This would be a good place to start. You need at least 3 to 5 brushes to cover size. This set from Jerry's Artarama is a good place to start. I prefer Phillips style tips, which is the largest brush in this pack brights also come in handy like the one to its right. This pack is only \$11/\$12 bucks. I've also found Decent sets like these at Job Lot (A Rhode Island Store) for around \$7.



Palettes and Easels

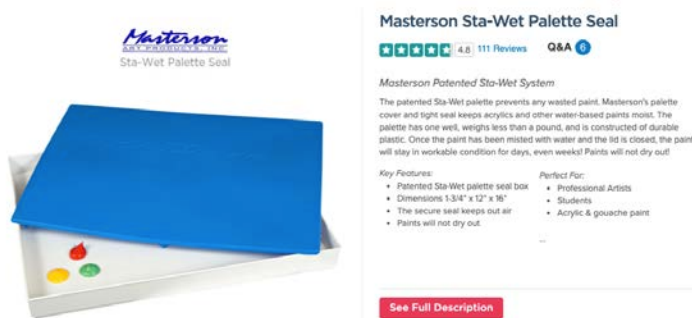
Below are some suggestions.

When it comes to palettes I strongly suggest either [wooden](#) or [grey](#). In the event that you chose one of the white palettes, particularly a mastersons, I would use either grey liner paper to stick to either your palette or a glass insert. [You want a neutral foundation to mix paint on.](#)

<https://www.jerrysartarama.com/soho-grey-toned-disposable-paper-palettes>



<https://www.jerrysartarama.com/masterson-air-tight-palettes-and-accessories> Buy Clove Oil to Put on Furniture Pads to keep paint wet.



<https://www.jerrysartarama.com/masterson-aqua-pro-watercolor-palette>



Masterson Aqua-Pro Watercolor Palette

4.9 15 Reviews Q&A

Aqua-Pro Watercolor Palette - A Favorite With The Serious WaterColor Artist

The Aqua Pro is made from the highest quality injection molded resins. It is stain resistant and has the features artist demand. The lid snaps down tight on the base for transport, and can be used as an additional large mixing area when inverted.

Aqua Pro Palette contains:

- 32 separate wells for holding pigments
- 3 divided mixing area to keep your color ranges separate
- The inverted lid can be used as an additional, larger mixing area
- The lid will keep your paints clean between painting sessions
- Dimensions: 18.5" x 5.5" x 1.5"
- Made from highest-quality, stain-resistant, injection molded resins

[See Full Description](#)

<https://www.jerrysartarama.com/deluxe-wood-palettes>



Deluxe Wood Palettes

4.5 28 Reviews Q&A

The deluxe palettes are perfect for use with oil or acrylic paints. Choose from four convenient sizes that are easy to hold while painting.

Due to the wood sanding process, palette sizes are approximate...

[See Full Description](#)

Tip:

In your airtight palettes, buy Round Felt, meant for chair bottoms, and Clove oil. Put oil on the felt and place in your airtight container with your paint. It will keep your paint wet longer.

Easels

This will be a personal preference and how much you want to spend. My first choice is below the light weight travel easel which will give you the choice of using at a table or to stand at.

Second is the French Easel which also gives table or standing options but is more heavy. You can carry paints brushes and a painting in and on them.

I prefer my students stand at their easel so they can easily get up to step back but right now many are at a table. There are many more to choose from.

For Plein Air Painting adding a stool can be nice to allow sitting while painting from life.

<https://www.jerrysartarama.com/easels/lightweight-field-easels/creative-inspirations-valerri-lightweight-travel-easel>

I Found This one below on Amazon



STARHOO Reinforced Easel Stand for Painting Canvas Art Easel for Table Top / Floor 21" to 63" Adjustable Aluminum Easel with Portable Bag Pink

Brand: Starhoo

★★★★☆ 731 ratings

\$39⁹⁹

✓prime

FREE Returns

Get a \$150 Gift Card: Pay \$0.00 \$39.99 upon approval for the Amazon Prime Rewards Visa Card. No annual fee.

Style: Newmodel Pink

Black

\$21.99

✓prime

Classic Black

\$19.99

✓prime

French Easels

Jerry's in Providence has them at the lowest for \$119.00
 I have seen them and bought them at Job Lot for \$50.00.
 That's hit or miss.



SoHo Urban Artist
 Lightweight Mahogany
 French Easel

was starting at: ~~\$245.00~~
 Starting at: **\$89.99**



SoHo Plein Air Pochade
 Box Easel

was starting at: ~~\$286.95~~
 Starting at: **\$109.99**



Safari 2 French Easel
 Walnut Finish

was starting at: ~~\$670.85~~
 Starting at: **\$193.89**



Monet French Easel

was starting at: ~~\$449.55~~
 Starting at: **\$99.99**



Creative Mark Cezanne
 Half Box French Easel

was starting at: ~~\$439.55~~
 Starting at: **\$99.99**



Traveling Monet French
 Easel

was starting at: ~~\$387.65~~
 Starting at: **\$120.85**




Grand Luxe Full & Half Box
 French Easels

was starting at: ~~\$488.50~~
 Starting at: **\$139.24**

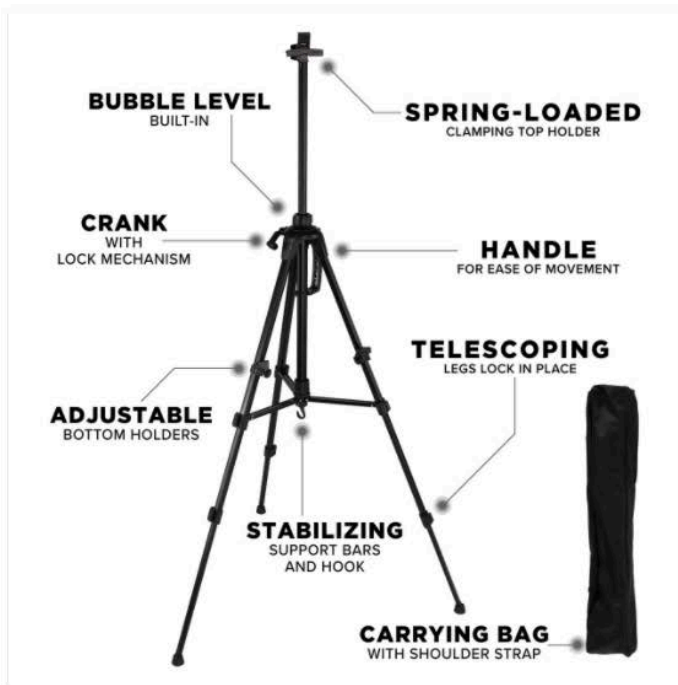


Paris Deluxe French Easel

was starting at: ~~\$18.75~~
 Starting at: **\$3.93**



Need Help Now?
 Chat with our experts



Valerri Lightweight Adjustable Travel Easel By Creative Inspirations

★★★★★ 4.8 25 Reviews Q&A 5

Lightweight Versatile Easel Design With Many Features!

Stable, ultra-lightweight, and compact, the Valerri Easel is made for plein-air painting and travel. The easel weighs only 2.82 lbs and comes with a nylon carrying case with shoulder strap. It will hold any reasonable width panel, canvas, or pad up to 28.7" high. Unlike other portable easels, Valerri features a crank for canvas height adjustment and locking mechanism designed to precisely adjust the easel depending on the size of your substrate. The top canvas holder adjusts to provide a firm hold for a variety of substrate depths. Easel legs have rubber swivel feet that adapt to uneven terrain, and a bubble level on the base helps you monitor the stability of your easel.

Key Features:

- Weighs just 2.82 lbs
- Holds canvases & panels up to 28.7"
- Spring-loaded top clamp holds canvas securely
- Height adjusts with crank & lock

Perfect For:

- Oil or acrylic painting
- Securely holding any reasonable width panel, canvas, or pad
- Floor and tabletop configurations
- Students, amateurs, professionals

[See Full Description](#)

Don't forget, Papertowel, Small containers for walnut oil and a brush cleaning container like this, <https://www.jerrysartarama.com/da-vinci-air-tight-brush-washer>

ONLY AT JERRYS

